



# ग्रामीण गृहनिर्माण योजना

## दैनिक प्रगती अहवाल २९.०६.२०२३

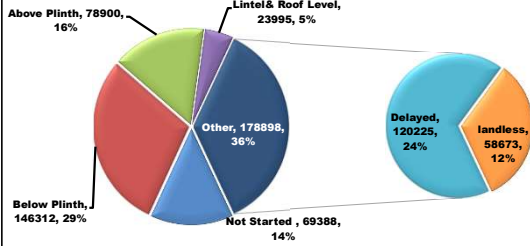
प्रधानमंत्री आवास योजना ग्रामीण – मंजूरी, पूर्ण घरकुले, हप्ते वितरण, भूमिहीन, आर्थिकदृष्ट्या अपुर्ण  
राज्य पुरस्कृत ग्रामीण आवास योजना – मंजूरी, पूर्ण घरकुले, हप्ते वितरण, आर्थिकदृष्ट्या अपुर्ण

योजना	एकूण मंजूरी	दैनिक मंजूरी	एकूण पूर्ण	दैनिक पूर्ण घरकुले	दैनिक पहिला हप्ता वितरीत	दैनिक दुसरा हप्ता वितरीत	दैनिक तिसरा हप्ता वितरीत
प्रधानमंत्री आवास योजना ग्रामीण	१४०३६४६	०	१०८५४५८	८०५	७६७	१४८२	२०२०
राज्य योजना	५८६३३५	४२३	४२१०१२	३८४	३६९	४३	५५
एकूण	१९८९९८१	४२३	१५०६४७०	११८९	११३६	१५२५	२०७५

PMAY-G Completion Progress Bar

77.3%

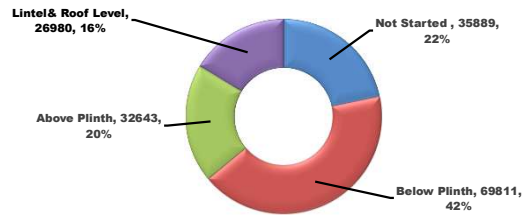
PMAY-G: Incomplete Houses bifurcation



State Schemes Progress Bar

71.8%

State Schemes: Incomplete Houses bifurcation



### Weekly Achievement

22-06-2023

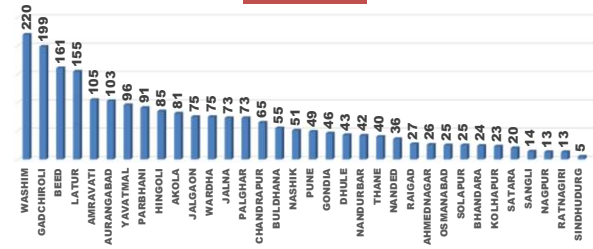
To

29-06-2023

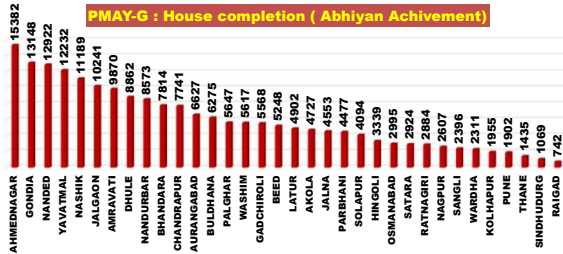
PMAY-G



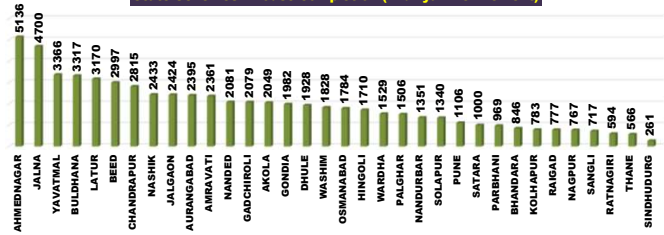
State Schemes



PMAY-G : House completion ( Abhiyan Achievement)



State Schemes : House completion ( Abhiyan Achievement)

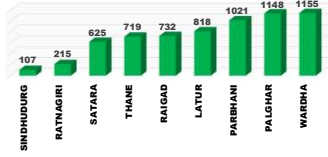


राज्य व्यवस्थापन कक्ष- ग्रामीण गृहनिर्माण

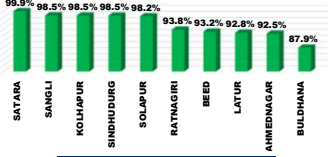
४ था मजला, दक्षिण कक्ष, सिडको भवन, सीबीडी बेलापूर, नवी मुंबई - ४०० ६१४.

# Top and Bottom Ten Districts

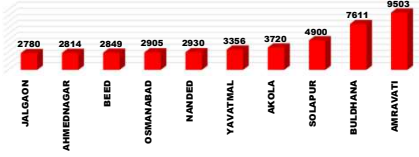
**PMAY-G Delayed Houses TOP 10 Dist.**



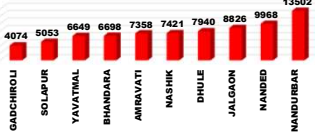
**State Schemes Sanction TOP 10 Dist.**



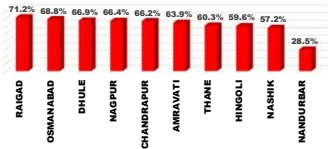
**PMAY-G Remaining 1st Installments Bottom 10 Dist**



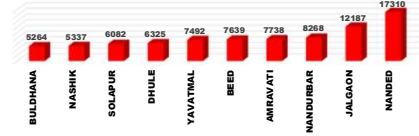
**PMAY-G Delayed Houses Bottom 10 Dist.**



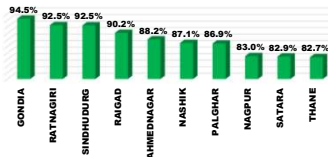
**State Schemes Sanction Bottom 10 Dist.**



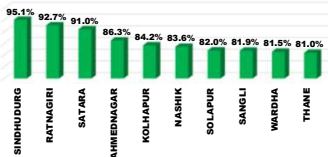
**PMAY-G Remaining 2nd Installments Bottom 10 Dist**



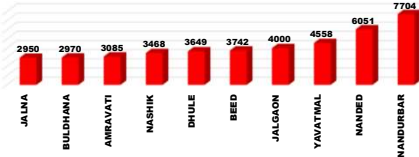
**PMAY-G Completion TOP 10 Dist.**



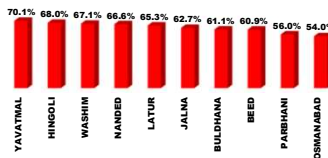
**State Schemes Completion TOP 10 Dist.**



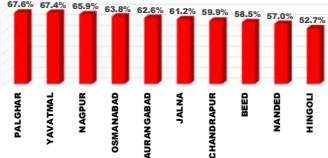
**PMAY-G Remaining 3rd Installments Bottom 10 Dist**



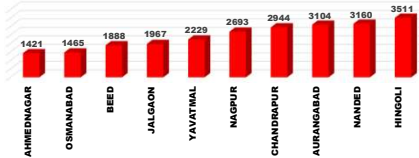
**PMAY-G Completion Bottom 10 Dist.**



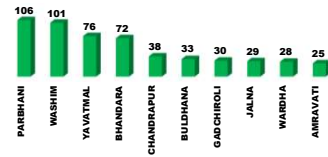
**State Schemes Completion Bottom 10 Dist.**



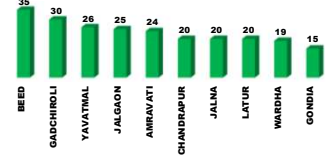
**State Schemes Remaining 1st Installments Bottom 10 Dist**



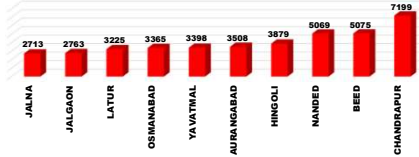
**PMAY-G Daily Completion Top 10 Dist.**



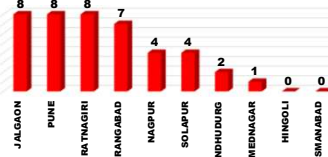
**State Schemes Daily Completion Top 10 Dist.**



**State Schemes Remaining 2nd Installments Bottom 10 Dist**



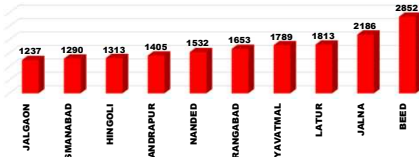
**PMAY-G Daily Completion Bottom 10 Dist.**



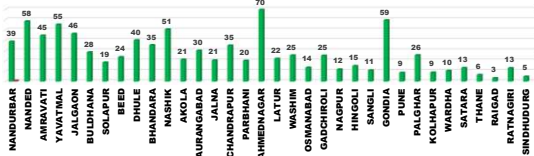
**State Schemes Daily Completion Bottom 10 Dist.**



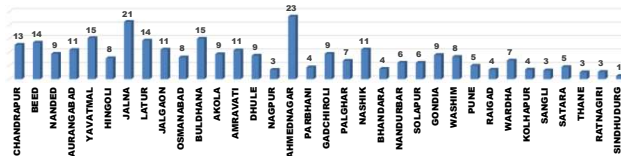
**State Schemes Remaining 3rd Installments Bottom 10 Dist**



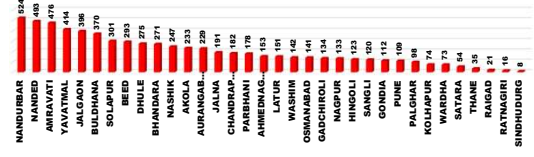
**PMAY-G : Current Pace of Completion Per Day (Abhiyan)**



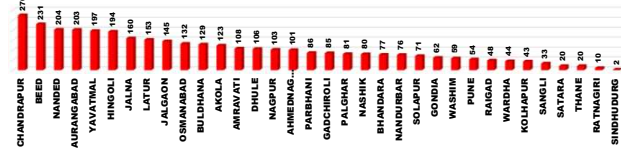
**State Schemes : Current Pace of Completion Per Day (Abhiyan)**



**PMAY-G Required Pace of Completion Per Day**



**State Schemes Required Pace of Completion Per Day**



प्रधानमंत्री आवास योजना ग्रामीण - मंजूरी (PWL+Awaas Plus)

Sr. No.	Division	Target (PWL+Awaas Plus)	28.06.2023	29.06.2023	Daily_Achievement	Remaining
1	NASHIK DIV.	413319	412766	412701	0	618
2	AMRAVATI DIV.	273428	272762	272733	0	695
3	AURANGABAD DIV.	237279	237224	237177	0	102
4	NAGPUR DIV.	290667	290063	289849	0	818
5	KONKAN DIV.	69606	69543	69543	0	63
6	PUNE DIV.	122060	121820	121643	0	417
<b>Total</b>		<b>1406359</b>	<b>1404178</b>	<b>1403646</b>	<b>0</b>	<b>2713</b>

Sr. No.	District	Target (PWL+Awaas Plus)	28.06.2023	29.06.2023	Daily_Achievement	Remaining
1	AKOLA	48780	48777	48777	0	3
2	AURANGABAD	36514	36514	36514	0	0
3	BEED	35258	35251	35251	0	7
4	BULDHANA	44696	44696	44696	0	0
5	GADCHIROLI	31615	31615	31615	0	0
6	GONDIA	96134	96002	96002	0	132
7	HINGOLI	18083	18083	18083	0	0
8	JALNA	24023	24023	24023	0	0
9	LATUR	20493	20493	20493	0	0
10	NANDURBAR	118945	118918	118918	0	27
11	OSMANABAD	14393	14390	14390	0	3
12	PALGHAR	35188	35188	35188	0	0
13	RAIGAD	9820	9818	9818	0	2
14	RATNAGIRI	9866	9823	9823	0	43
15	SINDHUDURG	5133	5133	5133	0	0
16	SOLAPUR	48162	48146	48146	0	16
17	THANE	9599	9581	9581	0	18
18	WASHIM	20322	20290	20290	0	32
19	YAVATMAL	65091	65081	65081	0	10
20	AHMEDNAGAR	60715	60652	60643	-9	72
21	JALGAON	79087	78792	78781	-11	306
22	NANDED	69456	69408	69395	-13	61
23	NASHIK	89654	89580	89567	-13	87
24	SATARA	14920	14850	14833	-17	87
25	SANGLI	21573	21539	21517	-22	56
26	CHANDRAPUR	42911	42671	42646	-25	265
27	NAGPUR	36854	36760	36735	-25	119
28	AMRAVATI	94539	93918	93889	-29	650
29	DHULE	64918	64824	64792	-32	126
30	PARBHANI	19059	19062	19028	-34	31
31	WARDHA	18470	18332	18282	-50	188
32	PUNE	19865	19700	19648	-52	217
33	KOLHAPUR	17540	17585	17499	-86	41
34	BHANDARA	64683	64683	64569	-114	114
<b>Total</b>		<b>1406359</b>	<b>1404178</b>	<b>1403646</b>	<b>0</b>	<b>2713</b>

Remaining Sanction RANK

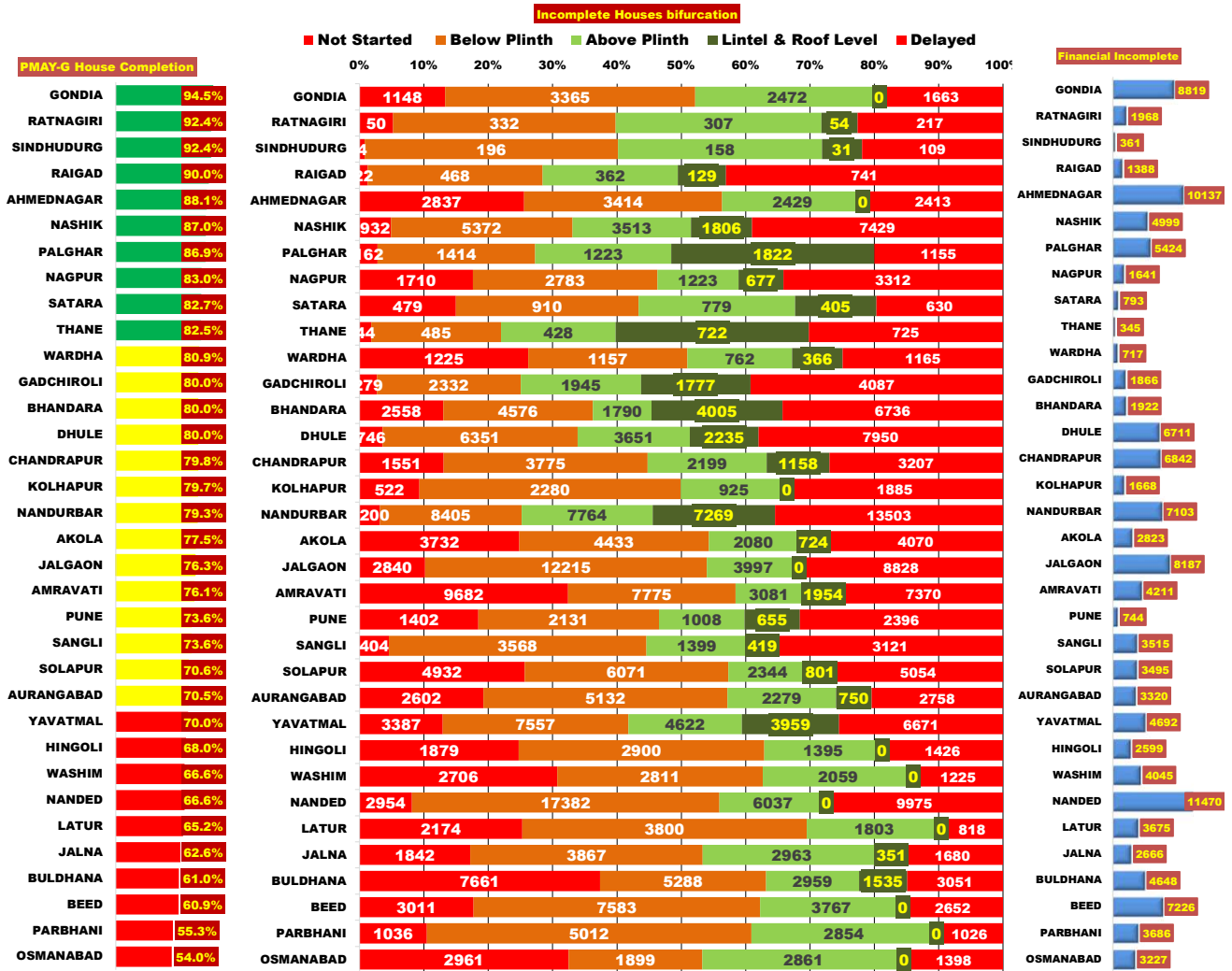
AURANGABAD	0
BULDHANA	0
GADCHIROLI	0
HINGOLI	0
JALNA	0
KOLHAPUR	0
LATUR	0
PALGHAR	0
PARBHANI	0
SINDHUDURG	0
RAIGAD	2
AKOLA	3
OSMANABAD	3
BEED	7
YAVATMAL	10
SOLAPUR	16
THANE	18
NANDURBAR	27
WASHIM	32
RATNAGIRI	43
SANGLI	51
NANDED	56
AHMEDNAGAR	64
SATARA	75
NASHIK	80
DHULE	94
BHANDARA	98
NAGPUR	100
GONDIA	132
WARDHA	142
PUNE	187
CHANDRAPUR	241
JALGAON	296
AMRAVATI	631

प्रधानमंत्री आवास योजना - ग्रामीण : भूमिहीन लाभार्थी अहवाल

Sr. No.	District	Google Sheet Report			AwaasSoft Report			
		Total Landless	Provided land	Remaining	Landless beneficiaries tagged in AwaasSoft	Landless beneficiaries provided land	Remaining Landless	Remaining Tag (provided land)
1	DHULE	18	18	0	18	18	0	0
2	GADCHIROLI	8	8	0	8	8	0	0
3	NANDURBAR	0	0	0	0	0	0	0
4	PALGHAR	11	11	0	11	11	0	0
5	RAIGAD	6	6	0	6	6	0	0
6	RATNAGIRI	23	23	0	23	23	0	0
7	SINDHUDURG	420	420	0	420	420	0	0
8	KOLHAPUR	244	239	5	255	226	29	13
9	THANE	111	72	39	118	60	58	12
10	NANDED	354	319	35	361	242	119	77
11	GONDIA	2450	2450	0	2450	2327	123	123
12	BEED	212	125	87	212	72	140	53
13	SANGLI	410	209	201	393	144	249	65
14	PARBHANI	330	63	267	327	54	273	9
15	SATARA	1035	668	367	1042	620	422	48
16	NASHIK	1781	1439	342	1812	1160	652	279
17	WARDHA	2522	1721	801	2618	1692	926	29
18	CHANDRAPUR	2677	1261	1416	2585	1591	994	-330
19	HINGOLI	1713	795	918	1713	466	1247	329
20	JALNA	1359	406	953	1374	85	1289	321
21	NAGPUR	4907	3638	1269	4866	3461	1405	177
22	PUNE	2397	1611	786	2332	876	1456	735
23	AURANGABAD	3258	1733	1525	3290	1807	1483	-74
24	LATUR	2214	1121	1093	2310	728	1582	393
25	BHANDARA	5518	3759	1759	5520	3816	1704	-57
26	JALGAON	22900	20121	2779	22738	20819	1919	-698
27	OSMANABAD	2301	287	2014	2468	56	2412	231
28	YAVATMAL	3609	1450	2159	3846	1343	2503	107
29	WASHIM	3423	1402	2021	3381	842	2539	560
30	AHMEDNAGAR	7698	4183	3515	7860	4952	2908	-769
31	AKOLA	7034	3935	3099	7514	4092	3422	-157
32	SOLAPUR	7107	3705	3402	7005	1338	5667	2367
33	BULDHANA	14888	9222	5666	15630	8071	7559	1151
34	AMRAVATI	21136	11389	9747	20475	11286	9189	103
	<b>Total</b>	<b>124074</b>	<b>77809</b>	<b>46265</b>	<b>124981</b>	<b>72712</b>	<b>52269</b>	<b>7182</b>

## प्रधानमंत्री आवास योजना ग्रामीण - पूर्ण घरकूले

Sr. No.	Division	Sanction	28.06.2023	29.06.2023	Daily_Achievement	Remaining	Avg. Completed Per Day From 20.11.22 to Today	To be Completed in Per Day till 15.08.23
1	AMRAVATI DIV.	272733	195627	195878	251	76855	175	1635
2	AURANGABAD DIV.	237177	152437	152624	187	84553	204	1799
3	NAGPUR DIV.	289849	247130	247317	187	42532	177	905
4	NASHIK DIV.	412701	337690	337761	71	74940	245	1594
5	PUNE DIV.	121643	90636	90693	57	30950	60	659
6	KONKAN DIV.	69543	61133	61185	52	8358	53	178
<b>Total</b>		<b>1403646</b>	<b>1084653</b>	<b>1085458</b>	<b>805</b>	<b>318188</b>	<b>915</b>	<b>6770</b>



प्रधानमंत्री आवास योजना ग्रामीण - पूर्ण घरकूले

Sr. No.	District	Sanction	28.06.2023	29.06.2023	Daily Achievement	Remaining	Avg. Completed Per Day From 20.11.22 to Today	To be Completed in Per Day till 15.08.23
1	PARBHANI	19028	10544	10650	106	8378	20	178
2	WASHIM	20290	13522	13623	101	6667	25	142
3	YAVATMAL	65081	45564	45640	76	19441	55	414
4	BHANDARA	64569	51754	51826	72	12743	35	271
5	CHANDRAPUR	42646	34042	34080	38	8566	35	182
6	BULDHANA	44696	27263	27296	33	17400	28	370
7	GADCHIROLI	31615	25305	25335	30	6280	25	134
8	JALNA	24023	15030	15059	29	8964	21	191
9	WARDHA	18282	14822	14850	28	3432	10	73
10	AMRAVATI	93889	71470	71495	25	22394	45	476
11	NANDURBAR	118918	94280	94303	23	24615	39	524
12	NASHIK	89567	77957	77980	23	11587	51	247
13	SATARA	14833	12277	12299	22	2534	13	54
14	THANE	9581	7902	7921	19	1660	6	35
15	AKOLA	48777	37808	37824	16	10953	21	233
16	BEED	35251	21460	21476	16	13775	24	293
17	DHULE	64792	51841	51857	16	12935	40	275
18	LATUR	20493	13360	13376	16	7117	22	151
19	GONDIA	96002	90711	90726	15	5276	59	112
20	NANDED	69395	46219	46232	13	23163	58	493
21	SANGLI	21517	15850	15863	13	5654	11	120
22	RAIGAD	9818	8840	8852	12	966	3	21
23	PALGHAR	35188	30567	30578	11	4610	26	98
24	KOLHAPUR	17499	14007	14017	10	3482	9	74
25	JALGAON	78781	60151	60159	8	18622	46	396
26	PUNE	19648	14504	14512	8	5136	9	109
27	RATNAGIRI	9823	9080	9088	8	735	13	16
28	AURANGABAD	36514	25752	25759	7	10755	30	229
29	NAGPUR	36735	30496	30500	4	6235	12	133
30	SOLAPUR	48146	33998	34002	4	14144	19	301
31	SINDHUDURG	5133	4744	4746	2	387	5	8
32	AHMEDNAGAR	60643	53461	53462	1	7181	70	153
33	HINGOLI	18083	12297	12297	0	5786	15	123
34	OSMANABAD	14390	7775	7775	0	6615	14	141
<b>Total</b>		<b>1403646</b>	<b>1084653</b>	<b>1085458</b>	<b>805</b>	<b>318188</b>	<b>915</b>	<b>6770</b>

राज्यपुरस्कृत आवास योजना ग्रामीण - मंजूरी

Sr. No.	Division	Target	28.06.2023	29.06.2023	Daily Achievement	Remaining
1	AMRAVATI DIV.	125777	97868	98077	209	27700
2	NAGPUR DIV.	138943	102899	102991	95	35952
3	NASHIK DIV.	186261	115172	115228	56	71033
4	KONKAN DIV.	43607	32622	32676	54	10931
5	AURANGABAD DIV.	216997	173935	173944	9	43053
6	PUNE DIV.	67843	63419	63419	0	4424
<b>Total</b>		<b>779428</b>	<b>585915</b>	<b>586335</b>	<b>423</b>	<b>193093</b>

Sr. No.	District	Target	28.06.2023	29.06.2023	Daily Achievement	Remaining
1	YAVATMAL	34961	28227	28423	196	6538
2	JALGAON	30851	24954	25009	55	5842
3	NAGPUR	21291	14100	14143	43	7148
4	RAIGAD	10057	7116	7158	42	2899
5	CHANDRAPUR	48951	32360	32397	37	16554
6	GADCHIROLI	19609	15380	15395	15	4214
7	WASHIM	12203	10568	10581	13	1622
8	PALGHAR	16014	11723	11735	12	4279
9	NANDED	29760	22232	22238	6	7522
10	BEED	28057	26135	26138	3	1919
11	DHULE	27499	18408	18409	1	9090
12	AHMEDNAGAR	37298	34501	34501	0	2797
13	AKOLA	24281	18784	18784	0	5497
14	AMRAVATI	31130	19900	19900	0	11230
15	AURANGABAD	30077	25513	25513	0	4564
16	BHANDARA	19684	16247	16247	0	3437
17	BULDHANA	23202	20389	20389	0	2813
18	HINGOLI	32298	19235	19235	0	13063
19	JALNA	22403	19378	19378	0	3025
20	KOLHAPUR	13100	12901	12901	0	199
21	LATUR	28640	26573	26573	0	2067
22	NANDURBAR	50578	14397	14397	0	36181
23	NASHIK	40035	22912	22912	0	17123
24	OSMANABAD	24978	17192	17192	0	7786
25	PARBHANI	20784	17677	17677	0	3107
26	PUNE	16536	12783	12783	0	3753
27	RATNAGIRI	7131	6690	6690	0	441
28	SANGLI	8732	8604	8604	0	128
29	SATARA	10657	10647	10647	0	10
30	SINDHUDURG	2141	2108	2108	0	33
31	SOLAPUR	18818	18484	18484	0	334
32	THANE	8264	4985	4985	0	3279
33	WARDHA	13647	11273	11273	0	2374
34	GONDIA	15761	13539	13536	-3	2225
<b>Total</b>		<b>779428</b>	<b>585915</b>	<b>586335</b>	<b>423</b>	<b>193093</b>

Remaining Sanction RANK

SATARA	10
SINDHUDURG	33
SANGLI	128
KOLHAPUR	199
SOLAPUR	334
RATNAGIRI	441
WASHIM	1622
BEED	1919
LATUR	2067
GONDIA	2225
WARDHA	2374
AHMEDNAGAR	2797
BULDHANA	2813
RAIGAD	2899
JALNA	3025
PARBHANI	3107
THANE	3279
BHANDARA	3437
PUNE	3753
GADCHIROLI	4214
PALGHAR	4279
AURANGABAD	4564
AKOLA	5497
JALGAON	5842
YAVATMAL	6538
NAGPUR	7148
NANDED	7522
OSMANABAD	7786
DHULE	9090
AMRAVATI	11230
HINGOLI	13063
CHANDRAPUR	16554
NASHIK	17123
NANDURBAR	36181

राज्यपुरस्कृत आवास योजना ग्रामीण - पूर्ण घरकुले

Sr. No.	Division	Sanction	28.06.2023	29.06.2023	Daily Achievement	Remaining	Avg. Completed Per Day From 20.11.22 to Today	To be Completed in Per Day till 15.08.23
1	AURANGABAD DIV.	173944	109793	109912	119	64032	90	1362
2	NAGPUR DIV.	102991	72471	72563	92	30428	45	647
3	AMRAVATI DIV.	98077	69036	69119	83	28958	58	616
4	NASHIK DIV.	115228	91281	91329	48	23899	60	508
5	PUNE DIV.	63419	52984	53011	27	10408	22	221
6	KONKAN DIV.	32676	25063	25078	15	7598	17	162
	<b>Total</b>	<b>586335</b>	<b>420628</b>	<b>421012</b>	<b>384</b>	<b>165323</b>	<b>293</b>	<b>3518</b>

राज्य योजना अपूर्ण घरकुले

Sr. No.	District	रमाई आवास योजना	शबरी आवास योजना	आदीम आवास योजना	पारधी आवास योजना	य.च.मु.व योजना	धनगर आवास योजना	Completion%
1	SINDHUDURG	101	1	1	0	0	0	95.1%
2	RATNAGIRI	449	22	5	0	11	0	92.7%
3	SATARA	872	38	0	0	46	0	91.0%
4	AHMEDNAGAR	2709	1994	0	16	20	0	86.3%
5	KOLHAPUR	1641	12	0	0	25	361	84.2%
6	NASHIK	2765	944	25	33	0	0	83.6%
7	SOLAPUR	3235	84	0	8	1	0	82.0%
8	SANGLI	1546	7	0	4	0	0	81.9%
9	WARDHA	1175	751	162	2	0	0	81.5%
10	THANE	265	380	303	0	0	0	81.0%
11	PUNE	1919	506	56	47	0	0	80.2%
12	GONDIA	1448	1456	0	0	0	0	78.5%
13	BHANDARA	1623	1356	0	0	641	10	77.7%
14	PARBHANI	3855	205	0	0	0	0	77.0%
15	NANDURBAR	1102	2479	0	0	0	0	75.1%
16	AMRAVATI	4066	788	0	31	193	0	74.5%
17	GADCHIROLI	1491	2205	311	0	0	0	74.0%
18	WASHIM	2098	671	0	2	0	3	73.8%
19	LATUR	7028	145	0	0	0	0	73.0%
20	DHULE	2590	2388	0	14	0	0	72.9%
21	JALGAON	3750	2998	0	72	0	0	72.7%
22	BULDHANA	5500	476	0	18	0	52	70.3%
23	AKOLA	4507	1259	0	35	0	0	69.1%
24	RAIGAD	276	1754	231	0	0	0	68.4%
25	PALGHAR	71	3548	180	0	0	0	67.6%
26	YAVATMAL	2631	3958	2427	136	107	0	67.4%
27	NAGPUR	991	3817	0	6	6	0	65.9%
28	OSMANABAD	5929	84	0	42	161	0	63.8%
29	AURANGABAD	8130	1408	0	7	0	0	62.6%
30	JALNA	7314	86	0	8	40	61	61.2%
31	CHANDRAPUR	4402	6408	244	15	1908	0	59.9%
32	BEED	10342	508	0	8	0	0	58.5%
33	NANDED	9086	433	49	0	0	0	57.0%
34	HINGOLI	6312	2791	0	0	0	0	52.7%
	<b>Total</b>	<b>111219</b>	<b>45960</b>	<b>3994</b>	<b>504</b>	<b>3159</b>	<b>487</b>	<b>71.8%</b>



राज्यपुरस्कृत आवास योजना ग्रामीण - पूर्ण घरकूले

Sr. No.	District	Sanction	28.06.2023	29.06.2023	Daily_Achievement	Remaining	Avg. Completed Per Day From 20.11.22 to Today	To be Completed in Per Day till 15.08.23
1	BEED	26138	15245	15280	35	10858	14	231
2	GADCHIROLI	15395	11358	11388	30	4007	9	85
3	YAVATMAL	28423	19138	19164	26	9259	15	197
4	JALGAON	25009	18164	18189	25	6820	11	145
5	AMRAVATI	19900	14798	14822	24	5078	11	108
6	CHANDRAPUR	32397	19400	19420	20	12977	13	276
7	JALNA	19378	11849	11869	20	7509	21	160
8	LATUR	26573	19380	19400	20	7173	14	153
9	WARDHA	11273	9164	9183	19	2090	7	44
10	GONDIA	13536	10617	10632	15	2904	9	62
11	KOLHAPUR	12901	10847	10862	15	2039	4	43
12	WASHIM	10581	7792	7807	15	2774	8	59
13	NANDED	22238	12656	12670	14	9568	9	204
14	AURANGABAD	25513	15955	15968	13	9545	11	203
15	PARBHANI	17677	13604	13617	13	4060	4	86
16	AKOLA	18784	12972	12983	11	5801	9	123
17	NASHIK	22912	19134	19145	11	3767	11	80
18	BULDHANA	20389	14336	14343	7	6046	15	129
19	PALGHAR	11735	7929	7936	7	3799	7	81
20	BHANDARA	16247	12611	12617	6	3630	4	77
21	DHULE	18409	13411	13417	6	4992	9	106
22	THANE	4985	4032	4037	5	948	3	20
23	NANDURBAR	14397	10812	10816	4	3581	6	76
24	SOLAPUR	18484	15152	15156	4	3328	6	71
25	HINGOLI	19235	10129	10132	3	9103	8	194
26	RAIGAD	7158	4894	4897	3	2261	4	48
27	SANGLI	8604	7044	7047	3	1557	3	33
28	SATARA	10647	9688	9691	3	956	5	20
29	AHMEDNAGAR	34501	29760	29762	2	4739	23	101
30	NAGPUR	14143	9321	9323	2	4820	3	103
31	PUNE	12783	10253	10255	2	2528	5	54
32	OSMANABAD	17192	10975	10976	1	6216	8	132
33	RATNAGIRI	6690	6203	6203	0	487	3	10
34	SINDHUDURG	2108	2005	2005	0	103	1	2
	<b>Total</b>	<b>586335</b>	<b>420628</b>	<b>421012</b>	<b>384</b>	<b>165323</b>	<b>293</b>	<b>3518</b>

प्रधानमंत्री आवास योजना ग्रामीण - हप्ते वितरण

Sr. No.	Division	1st Installment (Daily Achivement)	1st Installment Remaining	2nd Installment (Daily Achivement)	2nd Installment Remaining	3rd Installment (Daily Achivement)	3rd Installment Remaining
1	AURANGABAD DIV.	303	18078	461	47417	513	23907
2	AMRAVATI DIV.	192	26882	377	27679	539	14639
3	NASHIK DIV.	115	8375	350	35522	478	21226
4	NAGPUR DIV.	82	7969	167	17903	250	10308
5	PUNE DIV.	68	7404	79	14938	133	6401
6	KONKAN DIV.	7	273	48	2853	107	2419
	<b>Total</b>	<b>767</b>	<b>68981</b>	<b>1482</b>	<b>146312</b>	<b>2020</b>	<b>78900</b>

PMAY-G 1st Ins Pending

SINDHUDURG	4
RAIGAD	20
THANE	44
RATNAGIRI	50
PALGHAR	155
GADCHIROLI	251
SANGLI	281
KOLHAPUR	429
SATARA	473
DHULE	694
NASHIK	899
PARBHANI	956
GONDIA	1137
WARDHA	1152
NANDURBAR	1188
PUNE	1321
CHANDRAPUR	1438
NAGPUR	1552
JALNA	1811
HINGOLI	1875
LATUR	2166
BHANDARA	2439
AURANGABAD	2586
WASHIM	2692
JALGAON	2780
AHMEDNAGAR	2814
BEED	2849
OSMANABAD	2905
NANDED	2930
YAVATMAL	3356
AKOLA	3720
SOLAPUR	4900
BULDHANA	7611
AMRAVATI	9503

PMAY-G 2nd Ins Pending

SINDHUDURG	194
RATNAGIRI	332
RAIGAD	464
THANE	481
SATARA	874
WARDHA	1169
PALGHAR	1382
OSMANABAD	1947
PUNE	2145
KOLHAPUR	2276
GADCHIROLI	2325
NAGPUR	2759
WASHIM	2797
HINGOLI	2881
GONDIA	3343
AHMEDNAGAR	3405
SANGLI	3561
CHANDRAPUR	3746
LATUR	3762
JALNA	3815
AKOLA	4388
BHANDARA	4561
PARBHANI	4963
AURANGABAD	5100
BULDHANA	5264
NASHIK	5337
SOLAPUR	6082
DHULE	6325
YAVATMAL	7492
BEED	7639
AMRAVATI	7738
NANDURBAR	8268
JALGAON	12187
NANDED	17310

PMAY-G 3rd Ins Pending

SINDHUDURG	149
RATNAGIRI	303
RAIGAD	354
THANE	400
SATARA	760
WARDHA	763
KOLHAPUR	933
PUNE	1003
PALGHAR	1213
NAGPUR	1224
SANGLI	1381
HINGOLI	1404
BHANDARA	1762
LATUR	1775
GADCHIROLI	1934
WASHIM	1970
AKOLA	2056
CHANDRAPUR	2156
AURANGABAD	2277
SOLAPUR	2324
AHMEDNAGAR	2405
GONDIA	2469
OSMANABAD	2838
PARBHANI	2870
JALNA	2950
BULDHANA	2970
AMRAVATI	3085
NASHIK	3468
DHULE	3649
BEED	3742
JALGAON	4000
YAVATMAL	4558
NANDED	6051
NANDURBAR	7704

प्रधानमंत्री आवास योजना ग्रामीण - हप्ते वितरण

Sr. No.	District	1st Installment (Daily Achivement)	1st Installment Remaining	2nd Installment (Daily Achivement)	2nd Installment Remaining	3rd Installment (Daily Achivement)	3rd Installment Remaining
1	BEED	162	2849	106	7639	131	3742
2	AMRAVATI	106	9503	143	7738	139	3085
3	NANDURBAR	12	1188	149	8268	209	7704
4	YAVATMAL	23	3356	88	7492	152	4558
5	PARBHANI	46	956	95	4963	79	2870
6	CHANDRAPUR	34	1438	63	3746	106	2156
7	JALGAON	49	2780	77	12187	74	4000
8	NASHIK	20	899	55	5337	100	3468
9	NANDED	11	2930	83	17310	69	6051
10	BULDHANA	40	7611	64	5264	53	2970
11	AKOLA	12	3720	57	4388	81	2056
12	WASHIM	11	2692	25	2797	114	1970
13	LATUR	8	2166	46	3762	74	1775
14	JALNA	1	1811	53	3815	66	2950
15	DHULE	20	694	46	6325	48	3649
16	AURANGABAD	15	2586	47	5100	49	2277
17	OSMANABAD	56	2905	8	1947	31	2838
18	PALGHAR	7	155	39	1382	49	1213
19	SOLAPUR	32	4900	21	6082	41	2324
20	AHMEDNAGAR	14	2814	23	3405	47	2405
21	GONDIA	11	1137	33	3343	36	2469
22	BHANDARA	5	2439	20	4561	48	1762
23	SATARA	-11	473	25	874	44	760
24	PUNE	29	1321	15	2145	20	1003
25	NAGPUR	4	1552	28	2759	27	1224
26	WARDHA	23	1152	11	1169	10	763
27	HINGOLI	4	1875	23	2881	14	1404
28	GADCHIROLI	5	251	12	2325	23	1934
29	THANE	0	44	4	481	32	400
30	SANGLI	0	281	7	3561	25	1381
31	KOLHAPUR	7	429	11	2276	3	933
32	RAIGAD	-1	20	3	464	11	354
33	SINDHUDURG	0	4	2	194	11	149
34	RATNAGIRI	0	50	0	332	4	303
	<b>Total</b>	<b>767</b>	<b>68981</b>	<b>1482</b>	<b>146312</b>	<b>2020</b>	<b>78900</b>

राज्यपुरस्कृत आवास योजना ग्रामीण - हप्ते वितरण

Sr. No.	Division	1st Installment (Weekly Achievement)	1st Installment Remaining	2nd Installment (Weekly Achievement)	2nd Installment Remaining	3rd Installment (Weekly Achievement)	3rd Installment Remaining
1	NASHIK DIV.	325	4129	1	9540	4	5445
2	AMRAVATI DIV.	24	4912	29	11167	41	5871
3	NAGPUR DIV.	16	7987	10	13217	4	4236
4	KONKAN DIV.	1	1225	2	2511	4	1429
5	PUNE DIV.	3	1897	0	4095	1	2022
6	AURANGABAD DIV.	0	15739	1	29281	1	13640
<b>Total</b>		<b>369</b>	<b>35889</b>	<b>43</b>	<b>69811</b>	<b>55</b>	<b>32643</b>

State Schemes 1st Ins Pending

SINDHUDURG	12
RATNAGIRI	42
THANE	61
SATARA	83
SANGLI	167
NASHIK	174
DHULE	232
PUNE	266
WARDHA	275
WASHIM	327
NANDURBAR	335
GADCHIROLI	379
AMRAVATI	455
PARBHANI	463
PALGHAR	491
RAIGAD	619
SOLAPUR	640
GONDIA	649
BULDHANA	652
KOLHAPUR	741
JALNA	1008
BHANDARA	1047
LATUR	1140
AKOLA	1249
AHMEDNAGAR	1421
OSMANABAD	1465
BEED	1888
JALGAON	1967
YAVATMAL	2229
NAGPUR	2693
CHANDRAPUR	2944
AURANGABAD	3104
NANDED	3160
HINGOLI	3511

State Schemes 2nd Ins Pending

SINDHUDURG	52
RATNAGIRI	124
THANE	281
SATARA	334
RAIGAD	644
SANGLI	713
KOLHAPUR	808
NANDURBAR	826
PUNE	832
WARDHA	921
BHANDARA	1111
GONDIA	1240
NAGPUR	1362
GADCHIROLI	1384
SOLAPUR	1408
PALGHAR	1410
WASHIM	1427
NASHIK	1505
BULDHANA	1772
AHMEDNAGAR	2121
AMRAVATI	2283
AKOLA	2287
DHULE	2325
PARBHANI	2447
JALNA	2713
JALGAON	2763
LATUR	3225
OSMANABAD	3365
YAVATMAL	3398
AURANGABAD	3508
HINGOLI	3879
NANDED	5069
BEED	5075
CHANDRAPUR	7199

State Schemes 3rd Ins Pending

SINDHUDURG	25
RATNAGIRI	96
THANE	193
SATARA	222
KOLHAPUR	295
NAGPUR	339
SANGLI	340
BHANDARA	355
WARDHA	382
RAIGAD	436
PUNE	540
GONDIA	607
SOLAPUR	625
PALGHAR	679
WASHIM	768
NASHIK	873
AMRAVATI	939
NANDURBAR	946
PARBHANI	1001
GADCHIROLI	1148
AKOLA	1163
DHULE	1193
AHMEDNAGAR	1196
BULDHANA	1212
JALGAON	1237
OSMANABAD	1290
HINGOLI	1313
CHANDRAPUR	1405
NANDED	1532
AURANGABAD	1653
YAVATMAL	1789
LATUR	1813
JALNA	2186
BEED	2852

राज्यपुरस्कृत आवास योजना ग्रामीण -हप्ते वितरण

Sr. No.	District	1st Installment (Weekly Achivement)	1st Installment Remaining	2nd Installment (Weekly Achivement)	2nd Installment Remaining	3rd Installment (Weekly Achivement)	3rd Installment Remaining
1	JALGAON	325	1967	1	2763	4	1237
2	AKOLA	9	1249	23	2287	39	1163
3	WASHIM	15	327	4	1427	0	768
4	NAGPUR	9	2693	0	1362	1	339
5	GADCHIROLI	0	379	6	1384	3	1148
6	CHANDRAPUR	4	2944	3	7199	0	1405
7	RAIGAD	1	619	0	644	4	436
8	WARDHA	3	275	1	921	0	382
9	YAVATMAL	0	2229	2	3398	2	1789
10	SOLAPUR	3	640	0	1408	0	625
11	PALGHAR	0	491	2	1410	0	679
12	OSMANABAD	0	1465	1	3365	0	1290
13	PARBHANI	0	463	0	2447	1	1001
14	PUNE	0	266	0	832	1	540
15	AHMEDNAGAR	0	1421	0	2121	0	1196
16	AMRAVATI	0	455	0	2283	0	939
17	AURANGABAD	0	3104	0	3508	0	1653
18	BEED	0	1888	0	5075	0	2852
19	BHANDARA	0	1047	0	1111	0	355
20	BULDHANA	0	652	0	1772	0	1212
21	DHULE	0	232	0	2325	0	1193
22	GONDIA	0	649	0	1240	0	607
23	HINGOLI	0	3511	0	3879	0	1313
24	JALNA	0	1008	0	2713	0	2186
25	KOLHAPUR	0	741	0	808	0	295
26	LATUR	0	1140	0	3225	0	1813
27	NANDED	0	3160	0	5069	0	1532
28	NANDURBAR	0	335	0	826	0	946
29	NASHIK	0	174	0	1505	0	873
30	RATNAGIRI	0	42	0	124	0	96
31	SANGLI	0	167	0	713	0	340
32	SINDHUDURG	0	12	0	52	0	25
33	THANE	0	61	0	281	0	193
34	SATARA	-2	83	0	334	0	222
	<b>Total</b>	<b>369</b>	<b>35889</b>	<b>43</b>	<b>69811</b>	<b>55</b>	<b>32643</b>

## प्रधानमंत्री आवास योजना ग्रामीण - Delayed Houses

■ पहिला हप्ता मिळाल्यानंतर १२ महिने उलटूनही अपूर्ण घरकुले
 ■ पहिला हप्ता मिळाल्यानंतर १८ महिने उलटूनही अपूर्ण घरकुले
 ■ पहिला हप्ता मिळाल्यानंतर १० दिवसानंतरही दुसरा हप्ता न मिळालेले घरकुले
 ■ दुसरा हप्ता मिळाल्यानंतर १० दिवसानंतरही तिसरा हप्ता न मिळालेले घरकुले
 ■ तिसरा हप्ता मिळाल्यानंतर १० दिवसानंतरही अपूर्ण घरांची संख्या

जिल्हा	पहिला हप्ता मिळाल्यानंतर १२ महिने उलटूनही अपूर्ण घरकुले	पहिला हप्ता मिळाल्यानंतर १८ महिने उलटूनही अपूर्ण घरकुले	पहिला हप्ता मिळाल्यानंतर १० दिवसानंतरही दुसरा हप्ता न मिळालेले घरकुले	दुसरा हप्ता मिळाल्यानंतर १० दिवसानंतरही तिसरा हप्ता न मिळालेले घरकुले	तिसरा हप्ता मिळाल्यानंतर १० दिवसानंतरही अपूर्ण घरांची संख्या
AHMEDNAGAR	2410	1569	3201	1750	30
AKOLA	4065	3281	3902	944	590
AMRAVATI	7358	5252	6894	1495	1116
AURANGABAD	2757	2155	4832	1258	573
BEED	2651	1776	6904	1880	509
BHANDARA	6698	4657	4169	802	2249
BULDHANA	3044	2055	4342	1130	824
CHANDRAPUR	3200	1831	3194	854	436
DHULE	7940	3980	5997	2414	1785
GADCHIROLI	4074	2332	2166	1308	1169
GONDIA	1662	1546	3051	1238	127
HINGOLI	1426	632	2670	610	125
JALGAON	8826	6329	10938	2154	610
JALNA	1673	1026	3568	1105	454
KOLHAPUR	1882	664	2089	475	105
LATUR	818	674	3522	743	69
NAGPUR	3309	2216	2514	475	599
NANDED	9968	8394	16654	2991	374
NANDURBAR	13502	9734	8014	5196	5581
NASHIK	7421	3430	5020	2314	1570
OSMANABAD	1398	573	1519	1800	12
PALGHAR	1148	590	1231	697	911
PARBHANI	1021	699	4610	870	172
PUNE	2391	1638	1946	657	601
RAIGAD	732	232	456	251	158
RATNAGIRI	215	37	294	184	99
SANGLI	3118	2151	3189	686	262
SATARA	625	312	766	356	208
SINDHUDURG	107	72	182	104	27
SOLAPUR	5053	4428	5269	1327	646
THANE	719	177	453	202	368
WARDHA	1155	737	995	284	235
WASHIM	1210	747	2346	747	41
YAVATMAL	6649	4110	6590	2051	1894